



COOL
MOMSCHOOL

УЧИМ ЦВЕТА


от 2х лет

Рабочая тетрадь №2

Имя


www.coolmomschool.com

КАК РАБОТАТЬ С ПОСОБИЕМ?



1

Распечатайте тетрадь на плотной бумаге



2

Можно вырезать карточки со страниц: 1, 2, 8, 9, 10







3

Раскладывайте карточки с картинками на соответствующий цвет.

Карточки можно выкладывать на стр 1, 2, 8, 9, 10




Число Месяц Год

Учня



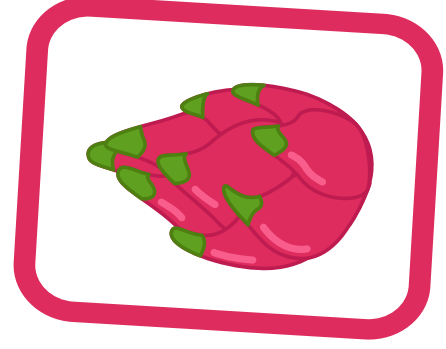
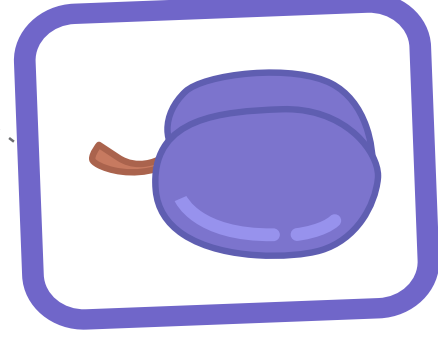





Число
 Месяц
 Год

..... Уня







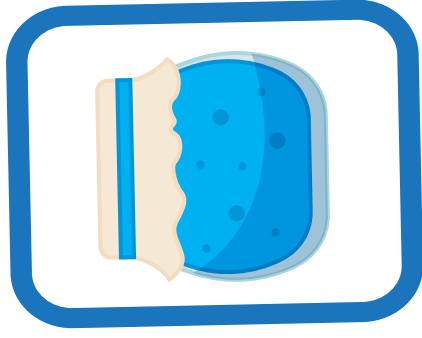



Число _____ Месяц _____ Год _____

Узна






Число
 Месяц
 Год

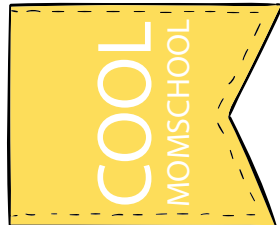
Умя



Число Месяц Год

Умя








Число

Месяц







Год

Умя



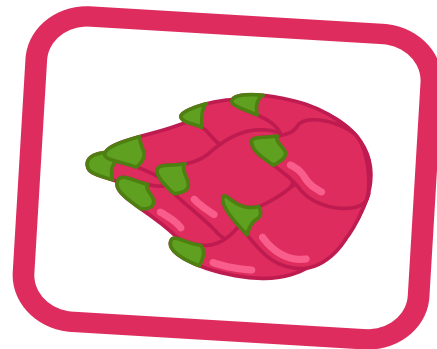
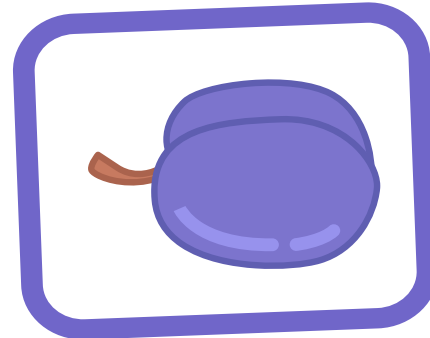



Число Месяц Год

Узна











Число Месяц Год

..... Уня






Число
 Месяц
 Год

Умя



Число
 Месяц
 Год

..... Уня





ПОДПИСАТЬСЯ